




CHEVROLET

CRUZE



Product Guide



Top 10 Cruze

1. Diesel Rocket (150PS Power & 327Nm Torque)
2. Class exclusive PEPS Technology
3. Global delta platform with dual cockpit design
4. High quality music system (CD Player with 6 Speakers)
5. Smart Screen for various vehicle settings
6. Advanced Technologies (VCDI, GM LAN)
7. Rock Solid (BFI structure, ABS, Air bags)
8. Smart features (Cruise Control, Reverse parking sensors, Sunroof, Rain Sensing wiper system, Follow me home headlamps, Bluetooth Music streaming)
9. Comfortable ride with independent suspension, Gas charged dampers
10. 6 Speed automatic transmission

A Global Hit

Cruze is currently the largest selling Chevrolet name plate in the world. The car is sold in more than 100 countries across the globe.



The car we race is the car you drive

Cruze is No. 1 in the FIA 2010 world touring car championship (WTCC). What helps the Cruze in outperforming its competitors like BMW & Volvo at the racing track are the fundamental design advantages of the Cruze you drive, such as a wider track, close-to-the-ground stance and a stiffer body structure that promises better handling, improve aerodynamic performance and a greater sensitivity to set-up changes.



Aggressive Front Design

Dynamic Styling

The Cruze is built on Global Delta platform. Whether stationary or on the move, the big and bold nature of the Cruze never fails to make an immediate impression. From its dynamic coupé-like proportions and signature muscular front grille, there is nothing meek about the car. It's longer, wider, meaner and the biggest car in its class – both in size and attitude.

Follow Me Home Lighting

Cruze headlights stay on for you for 2 minutes after the car is locked to allow the path to your destination to be illuminated

Rain Sensing Wiper

Certain sensors activate the wipers as soon as the rain starts. It also regulates the speed of sensors according to the intensity of rain



Next Gen Twin Port Grille & Chevrolet Logo

The split grille with a large Chevrolet bowtie logo adds to the aesthetics of your car and gives it an imposing stance

Jewel Effect Wraparound Headlamps

Large Jewel effect wraparound headlamps with dual bezel design, give a very good light spread

Fog Lamps

Provide better visibility in bad weather conditions, and make the driving easier in night

Muscular Side Profile

Electrically Adjustable Body Coloured Folding OSRVM

Electrically Adjustable Body coloured folding outside rear view mirrors (auto or manual folding) enhance the sporty appearance of your car

Chrome Handles

Chrome handles give your car a premium and upscale & rich look and pride of ownership



Long Wheelbase

Cruze carries a 2685 mm long wheelbase that provides more leg space inside the car along with more stability

Alloy Wheels

Flared wheel archs all alloy wheels give your car a stunning sporty look

Hollow Sculpted Shoulder Line

A hollow sculpted shoulder line from the tail lamp to the head lamp creates crisp creases intersecting on the decklid, fenders, doors and hood, add to the aesthetics of the car

Sporty Instrument Cluster

The cluster with chrome finish dials look fabulous & gives a sporty appeal to the car

Ice Blue 3 Pod Instrument Cluster

Aircraft cockpit style instrument cluster with ice blue LED illumination gives the car a futuristic look and keep you updated

Smart Screen

Allows user to access the menu for adjustments and settings; an easy to use display allows quick access to the information

Hi-Quality Music System

CD Player with 6 Speakers, USB Port in audio system, Bluetooth music streaming Audio Controls on Steering Wheel

Auto AC

Maintains the cabin temperature at your preferred level and keeps out unwanted odor

Leather wrapped Steering Wheel with Mounted Audio & Cruise Controls

Leather wrapped three spoke steering wheel gives you a rich feel, controls on the steering for audio and cruise allow you to be in charge all the time

Three-Gauge Instrument Cluster:

Centrally positioned driver Information display sets out digital text information like odometer, average fuel, fuel consumption and average speed. Plus its ice-blue dash illumination heightens cabin sophistication and improves instrumentation and offers easy reading.

Auxiliary Power Outlet at Rear & USB

Auxiliary power outlet for rear passengers through which they can conveniently charge their electronic devices

Stylish Side & Rear

Attractive Rear Side

Chevrolet logo, chrome strip, neatly placed tail lamps & high mount stop lamps at the rear add to aesthetics and styling of your car



Defogger & Rear Fog Lamps
Defogger & rear fog lamps offer better visibility and safer drive in dark and foggy conditions

Printed Antenna on Rear Windshield
The antenna is printed on the rear windshield, improves the reception quality of radio signals

Reverse Parking Sensors
Parking sensors located at rear fascia detect any object in proximity at rear side while parking

Luxurious Interior

Back in black

New Jet Black Interior

The new age Cruze is blessed with segment exclusive Jet-black interior that has been previously featured in the highly expensive luxury cars of the brands like BMW, Mercedes Benz and Audi. The car is loaded with a host of neat little features that make life at 100 Km/hr an absolute breeze.



Titanium Stitching
The Cruze is all about the details. The new titanium stitching in the more luxurious, more comfortable seats makes the Cruze well and truly a class apart.



Storage
Comes with numerous storage compartments, which are functional and convenient for storing objects like sunglasses, bottles and CDs.



Series of Valuable Features
Driver seat adjustments for position and height, ORVM adjustment and folding trough switch, Power window switch with express down, Dimmer for instrument cluster



Leather Upholstery
The high quality leather upholstery gives a luxurious and plush feel in the passenger cabin

Unmatched Value Package

Choose Stylish Features

Expansive and feature laden, the Chevrolet Cruze comes with must-haves that are not found in any other car in its class. What you get is comfort, luxury and technology that are beyond your expectations.



Passive Entry Passive Start (PEPS)

Allows operation of central locking system, anti-theft alarm system, ignition and starter system without the use of a mechanical key. This, together with the push-button start, ensures a complete keyless experience.



Push Button Start / Stop

With push button start / stop function you don't require key for starting & stopping the vehicle leading to ultra smooth & effortless engine starting & stopping.



Automatic Inside Rear View Mirror

With an auto dimming rear view mirror never take your hands off the steering wheel.



Illuminated Vanity Mirror

Look the part at all times with an illuminated vanity mirror. Perfect for last minute touches.



USB Port

Put your pen drive in the USB port next to the driver's hand rest and let the stereo do the rest.



Bluetooth Music Streaming

Turn your Bluetooth on and listen to your favourite songs. No wires or complications necessary.




Cruise Control

Automatically controls the speed with the added advantage of steering mounted controls leading to comfortable highway driving.

A Diesel Rocket

Powerful VCDi Engine

The Cruze is designed for those who love a powerful drive. With driver - focused thinking and technology that delivers maximum fuel efficiency of 17.34 kmpl*. With the biggest and the meanest engine in its class, it effortlessly combines muscular performance with dynamic smoothness. The Cruze's powerful 2.0L VCDi diesel engine is all about muscle power.



Engine Specification

Volume (Ltr)	2.0L
Max. Power (PS)/RPM	150/4000
Max. Torque (Nm) /RPM	327/2600
Fuel Economy (kmpl)*	17.3 (MT)
Fuel Economy (kmpl)*	14.4 (AT)

* ARAI Rating



Variable Geometry Turbocharger

The state-of-the-art Variable Geometry Turbocharger (VGT) gives excellent throttle response, particularly during pick-up from low speeds.



6-speed Automatic Transmission


Precisely attuned to maximise the dynamic performance of the Cruze, the 6-speed Automatic Transmission delivers superb gearshifts without any loss of power and momentum.



New Age Variable Geometry Turbo, Common Rail Direct Injection (VCDi)

The high-performance Common Rail Direct Injection system improves fuel economy and reduces emissions.

Safety & Security




Rock Solid

With a precisely designed network of active and passive safety mechanisms, the Chevrolet Cruze is serious about giving you maximum protection. The 4-wheel disc brakes with Anti-lock Braking System (ABS) and occupant protection system, it's all about being protected every time you drive.



Dual Airbags

Opens up immediately in case of a frontal collision and prevents front seat occupants from hitting the Steering/ Dashboard/Windshield



Anti-lock Braking System (ABS)

Prevents the wheels from locking while braking and allows the driver to maintain steering control, especially on slippery surfaces



Suspension

A McPherson strut-type front suspension enables an optimal balance of comfort and handling agility, resulting in a better and quieter performance.

All Wheel Disc Brake

Provides excellent stopping and stable braking capability, reduces brake noise and enhances pedal feel.

CRUZE

Pedestrian Protection

A Pedestrian Protection design to the hood and relating hinge structure is to reduce the chance of pedestrians striking the engine block.

Safety Cage

The strong and rigid safety cage has reinforced pillars with tubular bars, which provide optimum protection to passengers.

Front And Rear Crumple Zone

Maximises your safety by absorbing the energy from an impact.

Child Seat Provision

Specifically designed to protect children during collisions. They can be secured in any of the three rear seats